

Force Measurement Transducer



FEATURES

- Simple bolt-on installation
- No mill stand alterations required
- Accuracy: $\pm 0.85\%$ of full scale output
- Repeatability: 0.5% of full scale output
- No damage results from accidental mill overload

DESCRIPTION

Extensometers govern the accuracy of the Roll Force Measurement System. Although similar in operating principal to a load cell, an extensometer is calibrated in strain (or stretch) instead of load. Actually, where maximum roll force may vary considerably from mill to mill, post strain remains within a range of 33 to 130 microinches per inch. extensometers are designed for optimum performance over this range.

Installing extensometers on both the work and drive sides of the mill enables the user to achieve a balanced force at all times.

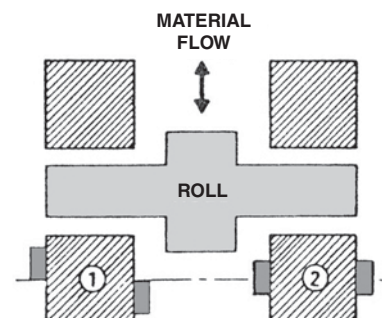
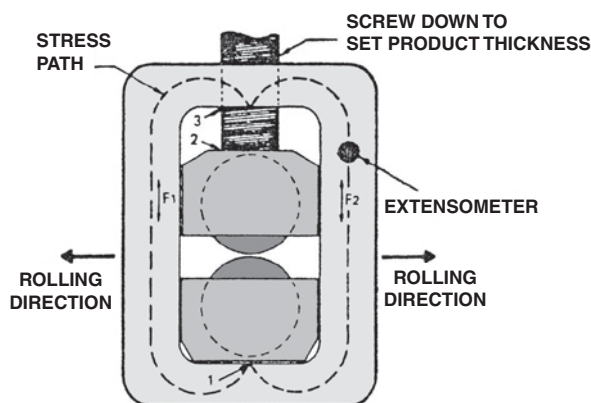
With extensometers installed, the mill posts become an active part of the measuring system. The entire mill housing with the attached extensometer can be considered a "load cell".

For additional system information, please refer to the Nobel AST 3P and Systems RFS-3 data sheets.

APPLICATIONS

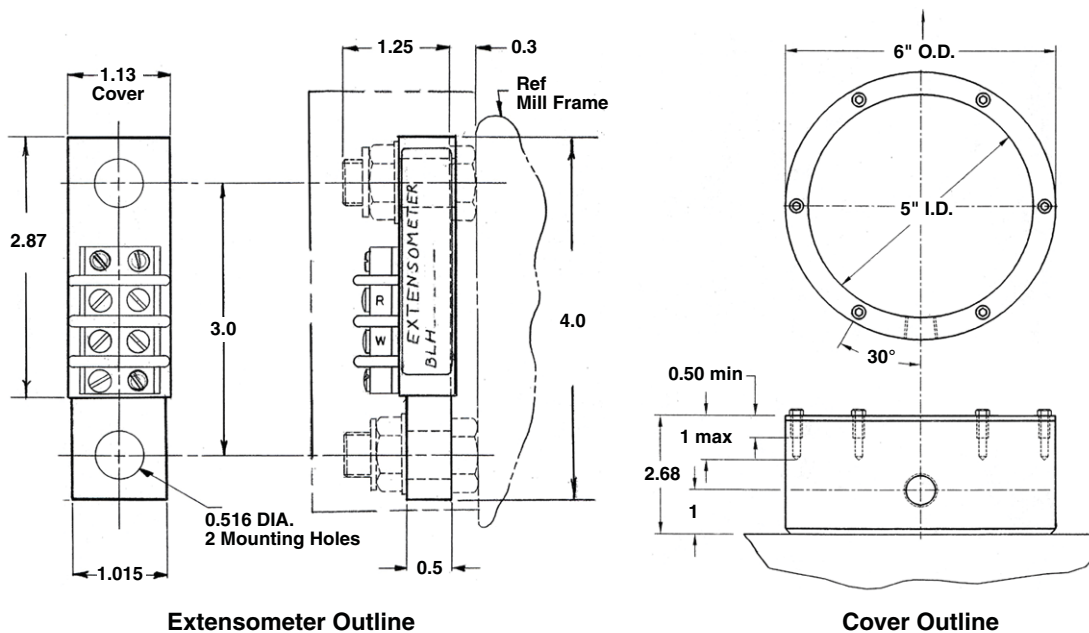
- Rolling mills
- Overload safety systems

CONFIGURATION



- Permissible locations of extensometers: ■
1. Offset an equal but opposite amount from post centerline
 2. On the centerline

OUTLINE DIMENSIONS



Extensometer Outline

Cover Outline

SPECIFICATIONS EXTENSOMETER

Accuracy ¹ :	<±0.85% of F.S.O.
Nonlinearity:	<±0.25% of F.S.O.
Hysteresis:	<±0.40% of F.S.O.
Repeatability:	±0.5% of F.S.O.
Calibrated output:	8mV/V±0.5% = 66.6µm/m (microstrain)
Overload capability	
Zero ² :	300% of F.S.O. (24mV/V)
Maximum:	550% of F.S.O. (44mV/V)
Strain bridge	
Input resistance:	500Ω±100Ω
Output resistance:	350Ω±50Ω
Insulation resistance:	5000MΩ
Excitation:	10VDC

Thermal effects (24°C to 65°C)	
Zero ³ :	±0.055%/°C of F.S.O.
Rated output:	±0.011%/°C of reading.
Operating temperature range:	-17°C to 121°C

Notes:

1. Accuracy is the Root Sum of the squares of nonlinearity, hysteresis, repeatability and span.
2. Cancelled by the instrument Zero Adjust capability.
3. The autozero capability of the instrument cancels any thermal zero shift.

Disclaimer

All product specifications and data are subject to change without notice.

Vishay Precision Group, Inc., its affiliates, agents, and employees, and all persons acting on its or their behalf (collectively, "Vishay Precision Group"), disclaim any and all liability for any errors, inaccuracies or incompleteness contained herein or in any other disclosure relating to any product.

Vishay Precision Group disclaims any and all liability arising out of the use or application of any product described herein or of any information provided herein to the maximum extent permitted by law. The product specifications do not expand or otherwise modify Vishay Precision Group's terms and conditions of purchase, including but not limited to the warranty expressed therein, which apply to these products.

No license, express or implied, by estoppel or otherwise, to any intellectual property rights is granted by this document or by any conduct of Vishay Precision Group.

The products shown herein are not designed for use in medical, life-saving, or life-sustaining applications unless otherwise expressly indicated. Customers using or selling Vishay Precision Group products not expressly indicated for use in such applications do so entirely at their own risk and agree to fully indemnify Vishay Precision Group for any damages arising or resulting from such use or sale. Please contact authorized Vishay Precision Group personnel to obtain written terms and conditions regarding products designed for such applications.

Product names and markings noted herein may be trademarks of their respective owners.